

HALE BOOKCASES & ACCESSORIES

PRICE LIST #0716

Supersedes Price List #1215

Table of Contents

48 Series.....	2
200 Series.....	2-3
300 Sectionals.....	3-5
400 Series.....	5
500 Series.....	6
754 Library Case.....	6
800 Sectionals.....	6-7
900 Sectionals.....	7-8
1100 Series/Quick Ship.....	8-9
Bookcase Accessories.....	9
Bookcase Customizations.....	10
Door Options.....	10
Freight Ordering & Terms.....	11
Warranty Info	11
Freight Zones & Custom Design.....	12




HALE

SOLID. SINCE 1907.

48 Traditional Series

*Catalog Page 14-15



Open Bookcase

Item	Description
#3036	30"H x 36 $\frac{1}{4}$ "W x 10 $\frac{1}{4}$ "D, 1 Adj. Shelf
#3636	36"H x 36 $\frac{1}{4}$ "W x 10 $\frac{1}{4}$ "D, 2 Adj. Shelves
#4836	48"H x 36 $\frac{1}{4}$ "W x 10 $\frac{1}{4}$ "D, 3 Adj. Shelves
#6036	60"H x 36 $\frac{1}{4}$ "W x 10 $\frac{1}{4}$ "D, 4 Adj. Shelves
#7236	72"H x 36 $\frac{1}{4}$ "W x 10 $\frac{1}{4}$ "D, 5 Adj. Shelves
#8436	84"H x 36 $\frac{1}{4}$ "W x 10 $\frac{1}{4}$ "D, 6 Adj. Shelves


*Additional shelves FOB factory \$69 ea.

Lbs	FOB Fact.	Zone 1	Zone 2	Zone 3	Zone 4
50#	632	734	746	790	828
55#	733	851	865	917	961
70#	875	1015	1033	1094	1147
85#	1039	1206	1227	1299	1362
100#	1142	1325	1348	1428	1497
115#	1333	1547	1573	1667	1747

200 Signature Series

*Catalog Pages 4-7 & Supplement

*See catalog page 5 to specify top edge profile on this series




Open Bookcase— Standard Depth

SEE PAGE 10 FOR CUSTOMIZATIONS

Item	Description
#230	30"H x 36"W x 11 $\frac{1}{2}$ "D, 1 Adj. Shelf
#236	36"H x 36"W x 11 $\frac{1}{2}$ "D, 2 Adj. Shelves
#248	48"H x 36"W x 11 $\frac{1}{2}$ "D, 3 Adj. Shelves
#260	60"H x 36"W x 11 $\frac{1}{2}$ "D, 4 Adj. Shelves
#272	72"H x 36"W x 11 $\frac{1}{2}$ "D, 5 Adj. Shelves
#284	84"H x 36"W x 11 $\frac{1}{2}$ "D, 6 Adj. Shelves
#296	96"H x 36"W x 11 $\frac{1}{2}$ "D, 7 Adj. Shelves

*Additional shelves FOB factory \$92 ea.

Lbs	FOB Fact.	Zone 1	Zone 2	Zone 3	Zone 4
75#	738	857	871	923	967
95#	851	988	1005	1064	1115
110#	1051	1220	1241	1314	1377
145#	1298	1506	1532	1623	1701
155#	1477	1714	1743	1847	1935
195#	1655	1920	1953	2069	2169
215#	1979	2296	2336	2474	2593



Deep Storage

#230-24	30"H x 36"W x 23 $\frac{3}{4}$ "D, 1 Adj. Shelf
#236-24	36"H x 36"W x 23 $\frac{3}{4}$ "D, 2 Adj. Shelves
#248-24	48"H x 36"W x 23 $\frac{3}{4}$ "D, 3 Adj. Shelves
#260-24	60"H x 36"W x 23 $\frac{3}{4}$ "D, 4 Adj. Shelves
#272-24	72"H x 36"W x 23 $\frac{3}{4}$ "D, 5 Adj. Shelves
#284-24	84"H x 36"W x 23 $\frac{3}{4}$ "D, 6 Adj. Shelves
#296-24	96"H x 36"W x 23 $\frac{3}{4}$ "D, 7 Adj. Shelves

*Additional shelves FOB factory \$181 ea.

97#	1175	1363	1387	1469	1540
123#	1381	1602	1630	1727	1810
142#	1725	2001	2036	2157	2260
187#	2147	2491	2534	2684	2813
260#	2425	2813	2862	3032	3177
302#	2755	3196	3251	3444	3610
320#	3181	3690	3754	3977	4168



Outside Quarter Round

#230-QR	30"H x 11 $\frac{1}{2}$ "W x 11 $\frac{1}{2}$ "D, 1 Adj. Shelf
#236-QR	36"H x 11 $\frac{1}{2}$ "W x 11 $\frac{1}{2}$ "D, 2 Adj. Shelves
#248-QR	48"H x 11 $\frac{1}{2}$ "W x 11 $\frac{1}{2}$ "D, 3 Adj. Shelves
#260-QR	60"H x 11 $\frac{1}{2}$ "W x 11 $\frac{1}{2}$ "D, 4 Adj. Shelves
#272-QR	72"H x 11 $\frac{1}{2}$ "W x 11 $\frac{1}{2}$ "D, 5 Adj. Shelves
#284-QR	84"H x 11 $\frac{1}{2}$ "W x 11 $\frac{1}{2}$ "D, 6 Adj. Shelves
#296-QR	96"H x 11 $\frac{1}{2}$ "W x 11 $\frac{1}{2}$ "D, 7 Adj. Shelves

*Additional shelves FOB factory \$59 ea.

26#	738	857	871	923	967
34#	851	988	1005	1064	1115
39#	1051	1220	1241	1314	1377
51#	1298	1506	1532	1623	1701
55#	1477	1714	1743	1847	1935
69#	1655	1920	1953	2069	2169
85#	1979	2296	2336	2474	2593




Inside Corner

#230-L	30"H x 24" x 24"W x 11 $\frac{1}{2}$ "D, 1 Adj. Shelf
#236-L	36"H x 24" x 24"W x 11 $\frac{1}{2}$ "D, 2 Adj. Shelves
#248-L	48"H x 24" x 24"W x 11 $\frac{1}{2}$ "D, 3 Adj. Shelves
#260-L	60"H x 24" x 24"W x 11 $\frac{1}{2}$ "D, 4 Adj. Shelves
#272-L	72"H x 24" x 24"W x 11 $\frac{1}{2}$ "D, 5 Adj. Shelves
#284-L	84"H x 24" x 24"W x 11 $\frac{1}{2}$ "D, 6 Adj. Shelves

*Additional shelves FOB factory \$185 ea.

84#	1630	1891	1924	2038	2136
106#	1974	2290	2330	2468	2586
123#	2385	2767	2815	2982	3125
162#	2957	3431	3490	3697	3874
174#	3410	3956	4024	4263	4468
218#	3781	4386	4462	4727	4954



Two Drawer Lateral File

#230-18	30"H x 36"W x 18 $\frac{3}{4}$ "D Overall dimensions Two drawer lateral file with built in file folders— legal and letter Optional Locks \$55 List Ea.
---------	--

60#	1998	2318	2358	2498	2618
-----	------	------	------	------	------



Showcase

#242-17	42"H x 36"W x 16 $\frac{3}{4}$ "D. Two adjustable glass shelves and glass top inlay. Hinged glass door with locks included.
#278-17	Showcase 78 $\frac{1}{2}$ "H x 36"W x 16 $\frac{3}{4}$ "D. 4 adjustable & 1 fixed 3/8" thick glass shelves standard. Hinged glass doors top and bottom with locks included. Showcases available in birch only.

*Additional shelves FOB factory \$80 ea.

*See catalog pg. 9 for door pull selection

165#	2969	3445	3504	3712	3890
320#	4945	5737	5836	6182	6478

Exhibit Case

*See catalog pg. 3 to specify top edge profile



Item	Description	Lbs	FOB Fact.	Zone 1	Zone 2	Zone 3	Zone 4
#T4836EX	36"H x 49-1/2"W x 30-1/2"D Exhibit Case with 1/4" thick top and side glass panels. Wood Bottom. Side hinged glass door. Locks Standard. 43"W x 20"D x 13"D inside clearance. Birch Only	185#	3030	3515	3576	3788	3970

*Catalog Pgs 16-17 & Supplement

300 Sectional Series




Standard Depth Receding Door Book Section

Item	Description	Lbs	FOB Fact.	Zone 1	Zone 2	Zone 3	Zone 4
#349	49"H x 34 1/4"W x 11 1/4". Complete case with two #312 sections and one #314 section. Top and Leg Base. <i>Locks are available- \$60 List Ea.</i>	79#	1549	1797	1828	1937	2030



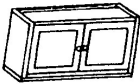
Standard Depth Square Top

#34	3"H x 34 1/4"W x 11 1/4"D	8#	181	210	214	227	238
-----	---------------------------	----	-----	-----	-----	-----	-----




Standard Depth Receding Door Book Sections

#312	Outside Dimensions 12 1/4"H x 34 1/4"W x 11 1/4"D Inside Dimensions 9 3/4"H x 32"W x 9 1/2"D	20#	405	470	478	507	531
#314	Outside Dimensions 14 1/4"H x 34 1/4"W x 11 1/4"D Inside Dimensions 11 3/4"H x 32"W x 9 1/2"D <i>Locks are available- \$60 List Ea.</i>	23#	422	490	498	528	553



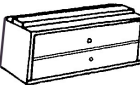
Standard Depth, Cabinet Double Door Book Sections

#312-DD	Outside Dimensions 12 1/4"H x 34 1/4"W x 11 1/4"D	26#	459	533	542	574	602
#314-DD	Outside Dimensions 14 1/4"H x 34 1/4"W x 11 1/4"D Inside Dimensions 11 3/4"H x 32"W x 9 1/2"D <i>-Glass available upon request-</i>	30#	465	540	549	582	610



Standard Depth, Raised Panel Door Book Sections

#312-RP	Outside Dimensions 12 1/4"H x 34 1/4"W x 11 1/4"D Inside Dimensions 9 3/4"H x 32"W x 9 1/2"D	26#	526	611	621	658	690
#314-RP	Outside Dimensions 14 1/4"H x 34 1/4"W x 11 1/4"D Inside Dimensions 11 3/4"H x 32"W x 9 1/2"D <i>-Glass available upon request-</i>	30#	535	621	632	669	701



Standard Two Pullout Storage Drawers

#314-SD	Outside Dimensions 14 1/4"H x 34 1/4"W x 11 1/4"D Inside Dimensions 4 1/2"H x 30"W x 8"D	38#	736	854	869	920	965
---------	---	-----	-----	-----	-----	-----	-----



Standard Depth, Square Leg Base

#39	7 1/4"H x 34 1/4"W x 11 1/4"D	8#	136	158	161	170	179
-----	-------------------------------	----	-----	-----	-----	-----	-----



Standard Depth, Closed Box Base

#345	5"H x 34 1/4"W x 11 1/4"D	8#	136	158	161	170	179
------	---------------------------	----	-----	-----	-----	-----	-----



Standard Depth, Pull Out Posting Shelf

#32	2"H x 34 1/4"W x 11 1/4"D Pulled out useable surface area 9 1/2"D x 32"W	14#	286	332	338	358	375
-----	---	-----	-----	-----	-----	-----	-----

300 Sectional Series

*Catalog Pgs 16-17 & Supplement



Extra Deep Receding Door Book Section Stack

Item	Description	Lbs	FOB Fact.	Zone 1	Zone 2	Zone 3	Zone 4
#31529	56¾"H x 34¼"W x 15¾"D. Complete case with three 31515 sections, Top and Square Leg Base. <i>Locks Are Available - \$60 List Ea.</i>	98#	2253	2614	2659	2817	2952



Extra Deep Square Top

#3415	3"H x 34¼"W x 15¾"D	10#	234	272	277	293	307
-------	---------------------	-----	-----	-----	-----	-----	-----




Extra Deep Receding Door Section

#31515	Outside Dimensions 15½"H x 34¼"W x 15¾"D Inside Dimensions 13"H x 32"W x 14"D	26#	616	715	727	770	807
--------	--	-----	-----	-----	-----	-----	-----



Extra Deep Raised Panel Door Book Sections

#31515-RP	Outside Dimensions 15½"H x 34¼"W x 15¾"D Inside Dimensions 13"H x 32"W x 14"D	26#	700	812	826	875	917
-----------	--	-----	-----	-----	-----	-----	-----




Extra Deep Double Door Book Sections

#31515-DD	Outside Dimensions 15½"H x 34¼"W x 15¾"D Inside Dimensions 13"H x 32"W x 12"D	26#	655	760	773	819	859
-----------	--	-----	-----	-----	-----	-----	-----



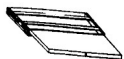
Extra Deep Square Leg Base

#3915	7¼"H x 34½"W x 15¾"D	10#	171	199	202	214	225
-------	----------------------	-----	-----	-----	-----	-----	-----



Extra Deep Closed Box Base

#34515	5"H x 34¼"W x 15¾"D	10#	171	199	202	214	225
--------	---------------------	-----	-----	-----	-----	-----	-----



Extra Deep Pull Out Posting Shelf

#3215	2"H x 34¼"W x 15¾"D Pulled out useable surface area: 32"W x 11¾"D	23#	369	429	436	462	484
-------	--	-----	-----	-----	-----	-----	-----



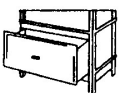
Lateral File Sectional Stack

#3009L	53"H x 34¼"W x 19 7/8"D Quantity (3) 314-20 with Crown and Leg Base <i>Locks Optional \$60.00 List Ea.</i>	213#	2763	3206	3261	3454	3620
--------	--	------	------	------	------	------	------



Lateral File Crown

#34-20	3"H x 34¼"W x 19 7/8"D	15#	233	271	275	292	306
--------	------------------------	-----	-----	-----	-----	-----	-----




Lateral File Section

#314-20	Outside Dimensions 14¼" H x 34¼"W x 19 7/8"D Inside Dimensions 10½"H x 30" W x 16½"D <i>Locks Optional \$60.00 List Ea.</i>	61#	786	912	928	983	1030
---------	---	-----	-----	-----	-----	-----	------



Leg Base

#39-20	7¼"H x 34¼"W x 19 7/8"D	15#	172	200	203	215	226
--------	-------------------------	-----	-----	-----	-----	-----	-----



Lateral File Closed Box Base


#345-20	5"H x 34¼"W x 19 7/8"	15#	172	200	203	215	226
---------	-----------------------	-----	-----	-----	-----	-----	-----

300 Sectional Series



Lateral File to Standard Section Reducer Crown

Item	Description	Lbs	FOB Fact.	Zone 1	Zone 2	Zone 3	Zone 4
#34-20R	3"H x 34 1/4" W x 19-7/8" D. Crown allows standard depth book section to stack on lateral files.	15#	233	271	275	292	306



Lateral File to Deep Section Reducer Crown

#34-20RDS	3"H x 34 1/4" W x 19-7/8" D. Crown allows deep book section to stack on lateral files.	15#	233	271	275	292	306
-----------	--	-----	-----	-----	-----	-----	-----



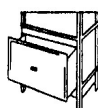
Vertical File Sectional Stack

#3009V	53"H x 17 1/4"W x 19 7/8"D Complete with three 314-20V sections, Top and Leg Base. Locks Optional \$60.00 List Ea.	213#	2075	2407	2449	2594	2719
--------	---	------	------	------	------	------	------



Vertical File Crown

#34-20V	3"H x 17 1/4"W x 19 7/8"D	15#	199	231	235	249	261
---------	---------------------------	-----	-----	-----	-----	-----	-----




Vertical File Section

#314-20V	Outside Dimensions 14 1/4" H x 17 1/4"W x 19 7/8"D Inside Dimensions 10"H x 15" W x 16 1/2"D Locks Optional \$60.00 List Ea.	61#	586	680	692	733	768
----------	--	-----	-----	-----	-----	-----	-----



Vertical File Leg Base

#39-20V	7 1/4"H x 17 1/4"W x 19 7/8"D	15#	118	137	140	148	155
---------	-------------------------------	-----	-----	-----	-----	-----	-----

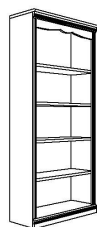


Vertical File Closed Box Base

#345-20V	5"H x 17 1/4"W x 19 7/8"D	15#	118	137	140	148	155
----------	---------------------------	-----	-----	-----	-----	-----	-----

*Catalog Pg 10

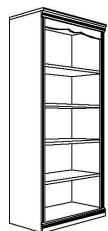
400 Century Series



400 Series, Face Frame Bookcase - Standard Depth

*Additional shelves FOB factory \$92 ea.

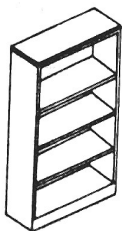
Item	Description	Lbs	FOB Fact.	Zone 1	Zone 2	Zone 3	Zone 4
#430	30"H x 35 3/4"W x 12 3/4"D. 1 Adjustable Shelf	55#	853	990	1007	1067	1118
#436	36"H x 35 3/4"W x 12 3/4"D. 2 Adjustable Shelves	65#	964	1119	1138	1205	1263
#448	48"H x 35 3/4"W x 12 3/4"D. 3 Adjustable Shelves	85#	1192	1383	1407	1490	1562
#460	60"H x 35 3/4"W x 12 3/4"D. 4 Adjustable Shelves	105#	1415	1642	1670	1769	1854
#472	72"H x 35 3/4"W x 12 3/4"D. 5 Adjustable Shelves	120#	1609	1867	1899	2012	2108
#484	84"H x 35 3/4"W x 12 3/4"D. 6 Adjustable Shelves	135#	1783	2069	2104	2229	2336



400 Series, Face Frame Bookcase - Deep Storage

*Additional shelves FOB factory \$181 ea.


#430-18	30"H x 35 3/4"W x 17 3/4"D. 1 Adjustable Shelf	70#	1105	1282	1304	1382	1488
#436-18	36"H x 35 3/4"W x 17 3/4"D. 2 Adjustable Shelves	85#	1282	1488	1513	1603	1680
#448-18	48"H x 35 3/4"W x 17 3/4"D. 3 Adjustable Shelves	110#	1569	1821	1852	1962	2056
#460-18	60"H x 35 3/4"W x 17 3/4"D. 4 Adjustable Shelves	135#	1946	2258	2297	2433	2550
#472-18	72"H x 35 3/4"W x 17 3/4"D. 5 Adjustable Shelves	160#	2205	2558	2602	2757	2889
#484-18	84"H x 35 3/4"W x 17 3/4"D. 6 Adjustable Shelves	175#	2428	2817	2866	3035	3181



Open Bookcase— Standard Depth

*Additional shelves FOB factory \$92 ea.

Item	Description	Lbs	FOB Fact.	Zone 1	Zone 2	Zone 3	Zone 4
#530	30"H x 36"W x 11 3/4"D, 1 Adj. Shelf	70#	614	713	725	768	805
#536	36"H x 36"W x 11 3/4"D, 2 Adj. Shelves	90#	721	837	851	902	945
#548	48"H x 36"W x 11 3/4"D, 3 Adj. Shelves	105#	916	1063	1081	1145	1200
#560	60"H x 36"W x 11 3/4"D, 4 Adj. Shelves	140#	1152	1337	1360	1440	1510
#572	72"H x 36"W x 11 3/4"D, 5 Adj. Shelves	150#	1311	1521	1547	1639	1718
#584	84"H x 36"W x 11 3/4"D, 6 Adj. Shelves	190#	1491	1730	1760	1864	1954
#596	96"H x 36"W x 11 3/4"D, 7 Adj. Shelves	215#	1711	1985	2019	2139	2242



Open Bookcase— Deep Storage

*Additional shelves FOB factory \$181 ea.

#530-24	30"H x 36"W x 23 3/4"D, 1 Adj. Shelf	90#	977	1134	1153	1222	1280
#536-24	36"H x 36"W x 23 3/4"D, 2 Adj. Shelves	116#	1197	1389	1413	1497	1569
#548-24	48"H x 36"W x 23 3/4"D, 3 Adj. Shelves	135#	1501	1742	1772	1877	1967
#560-24	60"H x 36"W x 23 3/4"D, 4 Adj. Shelves	181#	1916	2223	2261	2395	2510
#572-24	72"H x 36"W x 23 3/4"D, 5 Adj. Shelves	194#	2192	2543	2587	2740	2872
#584-24	84"H x 36"W x 23 3/4"D, 6 Adj. Shelves	245#	2504	2905	2955	3130	3281
#596-24	96"H x 36"W x 23 3/4"D, 7 Adj. Shelves	260#	2944	3416	3474	3680	3857



Outside Quarter Round

*Additional shelves FOB factory \$59 ea.

#530-QR	30"H x 11 3/4"W x 11 3/4"D, 1 Adj. Shelf	25#	614	713	725	768	805
#536-QR	36"H x 11 3/4"W x 11 3/4"D, 2 Adjustable Shelves	32#	721	837	851	902	945
#548-QR	48"H x 11 3/4"W x 11 3/4"D, 3 Adjustable Shelves	37#	916	1063	1081	1145	1200
#560-QR	60"H x 11 3/4"W x 11 3/4"D, 4 Adjustable Shelves	50#	1152	1337	1360	1440	1510
#572-QR	72"H x 11 3/4"W x 11 3/4"D, 5 Adjustable Shelves	53#	1311	1521	1547	1639	1718
#584-QR	84"H x 11 3/4"W x 11 3/4"D, 6 Adjustable Shelves	67#	1491	1730	1760	1864	1954
#596-QR	96"H x 11 3/4"W x 11 3/4"D, 7 Adjustable Shelf	78#	1711	1985	2019	2139	2242




Inside Corner

*Additional shelves FOB factory \$186 ea.

#530L	30"H x 24"Wx24"W x 11 3/4"D, 1 Adjustable Shelf	78#	1050	1218	1239	1313	1376
#536L	36"H x 24"Wx24"W x 11 3/4"D, 2 Adjustable Shelves	101#	1266	1469	1494	1583	1659
#548L	48"H x 24"Wx24"W x 11 3/4"D, 3 Adjustable Shelves	118#	1533	1779	1809	1917	2009
#560L	60"H x 24"Wx24"W x 11 3/4"D, 4 Adjustable Shelves	157#	1916	2223	2261	2395	2510
#572L	72"H x 24"Wx24"W x 11 3/4"D, 5 Adjustable Shelves	168#	2295	2663	2709	2869	3007
#584L	84"H x 24"Wx24"W x 11 3/4"D, 6 Adjustable Shelves	213#	2565	2976	3027	3207	3361

754 Library Case

*Catalog Page 15



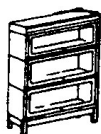
Traditional Library Case

*Additional Shelf sets FOB Factory, \$82 set of 2.

Item	Description	Lbs	FOB Fact.	Zone 1	Zone 2	Zone 3	Zone 4
#754	Glass Hinged Doors, 3 Adjustable Shelves, Locks Standard, 53"H x 41"W x 12-5/8"D. Shelf Depth 10 1/2". Available in Birch or Oak only.	145#	2006	2327	2368	2508	2628

800 Sectional Series

*Catalog Page 19



Standard Receding Door Sectional Stack

Item	Description	Lbs	FOB Fact.	Zone 1	Zone 2	Zone 3	Zone 4
#817	53 1/2"H x 34 1/4"W x 11 1/2"D. Complete case with two 813 Sections, one 811 Section, 851 Top and 847 Square Leg Base. Locks are available- \$60 List Ea.	89#	1699	1971	2005	2124	2226








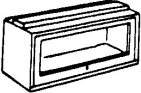



Standard Crown

#851	3"H x 34 1/4"W x 11 1/2"D	8#	210	244	248	263	276
------	---------------------------	----	-----	-----	-----	-----	-----





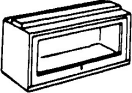


Standard Receding Door Sections

#811	Outside Dimensions: 13-1/8"H x 34 1/4"W x 11 1/2"D Inside Dimensions: 10 3/4"H x 32"W x 10"D.	23#	441	512	521	552	578
#813	Outside Dimensions: 15-1/8"H x 34 1/4"W x 11 1/2"D Inside Dimensions: 12 3/4"H x 32"W x 10"D. Locks are available- \$60 List Ea.	25#	455	528	537	569	597

Standard Leg Base									
Item	Description	Lbs	FOB Fact.	Zone 1	Zone 2	Zone 3	Zone 4		
 #847	7-1/8"H x 34 1/4"W x 11 1/2"D.	8#	138	161	163	173	181		
Standard Closed Box Base									
 #845	5"H x 34 1/4"W x 11 1/2"D	8#	138	161	163	173	181		
Standard Pull Out Posting Shelf									
 #82	2"H x 34 1/4"W x 11 1/4"D. <i>Pulled Out useable surface area: 32"W x 9 3/4"D.</i>	14#	259	301	306	324	340		
Deep Storage Receding Door Sectional Stack									
 #817-12	53 1/2"H x 34 1/4"W x 13 1/2"D. Complete case with two 813-12 and one 811-12 Section, 851-12 Top and 847-12 Leg Base. <i>Locks are available- \$60 List Ea.</i>	99#	1922	2230	2268	2403	2518		
Deep Crown									
 #851-12	3"H x 34 1/4"W x 13 1/2"D.	10#	248	288	293	310	325		
Deep Receding Door Sections									
 #811-12	Outside Dimensions: 13-1/8"H x 34 1/4"W x 13 1/2"D Inside Dimensions: 10 3/4"H x 32"W x 10"D.	25#	492	571	581	615	645		
#813-12	Outside Dimensions: 15-1/8"H x 34 1/4"W x 13 1/2"D Inside Dimensions: 12 3/4"H x 32"W x 10"D. <i>Locks are available- \$60 List Ea.</i>	27#	504	585	595	630	661		
Deep Leg Base									
 #847-12	7-1/8"H x 34 1/4"W x 13 1/2"D	10#	174	202	206	218	228		
Deep Closed Box Base									
 #845-12	5"H x 34 1/4"W x 13 1/2"D	10#	174	202	206	218	228		
Deep Pull Out Posting Shelf									
 #82-12	2"H x 34 1/4"W x 13 1/2"D. <i>Pulled out useable surface area: 32"W x 9 3/4"D.</i>	23#	275	319	325	344	361		

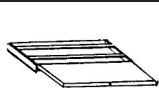
*Catalog pages 18-19

900 Sectional Series

Standard Receding Door Sectional Stack									
Item	Description	Lbs	FOB Fact.	Zone 1	Zone 2	Zone 3	Zone 4		
 #917	53 1/2"H x 34 1/4"W x 11 1/2"D. Complete case with two 913 Sections, one 911 Section, 951 Top and 947 Square Leg Base. <i>Locks are available- \$60 List Ea.</i>	89#	1824	2116	2153	2280	2390		
Standard Crown									
 #951	3"H x 34 1/4"W x 11 1/2"D	8#	210	244	248	263	276		
Standard Receding Door Sections									
 #911	Glass Door Unit, Outside Dims: 13-1/8"H x 34 1/4"W x 11 1/2"D	23#	482	560	569	603	632		
#911W	Wood Door Unit, Outside Dims: 13-1/8"H x 34 1/4"W x 11 1/2"D Inside Dimensions: 10 3/4"H x 32"W x 10"D.		677	786	799	847	887		
#913	Glass Door Unit, Outside Dims: 15-1/8"H x 34 1/4"W x 11 1/2"D	23#	497	577	587	622	652		
#913W	Wood Door Unit, Outside Dims: 15-1/8"H x 34 1/4"W x 11 1/2"D Inside Dimensions: 12 3/4"H x 32"W x 10"D. <i>Locks are available- \$60 List Ea.</i>		724	840	855	905	949		
Standard Leg Base									
 #947	7-1/8"H x 34 1/4"W x 11 1/2"D.	8#	138	161	163	173	181		
Standard Closed Box Base									
 #945	5"H x 34 1/4"W x 11 1/2"D	8#	138	161	163	173	181		

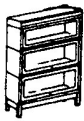
900 Sectional Series

Catalog Pgs 18-19




Standard Pull Out Posting Shelf

Item	Description	Lbs	FOB Fact.	Zone 1	Zone 2	Zone 3	Zone 4
#92	2"H x 34 1/4"W x 11 1/4"D. Pulled Out useable surface area: 32"W x 9 3/4"D.	14#	259	301	306	324	340



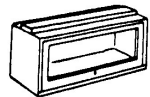
Deep Storage Receding Door Sectional Stack

#917-12	53 1/2"H x 34 1/4"W x 13 1/2"D. Complete case with two 913-12 and one 911-12 Section, 951-12 Top and 947-12 Leg Base Locks are available- \$60 List Ea.	99#	1862	2160	2198	2328	2440
---------	--	-----	------	------	------	------	------



Deep Crown

#951-12	3"H x 34 1/4"W x 13 1/2"D.	10#	248	288	293	310	325
---------	----------------------------	-----	-----	-----	-----	-----	-----



Deep Receding Door Sections

#911-12	Glass Door Unit, Outside Dims: 13-1/8"H x 34 1/4"W x 13 1/2"D	25#	482	560	569	603	632
#911-12W	Wood Door Unit, Outside Dims: 13-1/8"H x 34 1/4"W x 13 1/2"D Inside Dimensions: 10 3/4"H x 32"W x 12"D.	677	786	799	847	887	
#913-12	Glass Door Unit, Outside Dims: 15-1/8"H x 34 1/4"W x 13 1/2"D	27#	497	577	587	622	652
#913-12W	Wood Door Unit, Outside Dims: 15-1/8"H x 34 1/4"W x 13 1/2"D Inside Dimensions: 12 3/4"H x 32"W x 10"D. Locks are available- \$60 List Ea.	724	840	855	905	949	



Deep Leg Base

#947-12	7-1/8"H x 34 1/4"W x 13 1/2"D.	10#	138	161	163	173	181
---------	--------------------------------	-----	-----	-----	-----	-----	-----



Deep Closed Box Base

#945-12	5"H x 34 1/4"W x 13 1/2"D	10#	138	161	163	173	181
---------	---------------------------	-----	-----	-----	-----	-----	-----



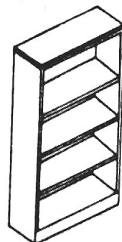
Deep Pull Out Posting Shelf

#92-12	2"H x 34 1/4"W x 13 1/2"D. Pulled out useable surface area: 32"W x 9 3/4"D.	23#	275	319	325	344	361
--------	--	-----	-----	-----	-----	-----	-----

1100NY Series

QUICK SHIP AVAILABLE
SEE PAGE 12


*Catalog Pages 8 & 9



Open Bookcase- Standard Depth

Item	Description	Lbs	FOB Fact.	Zone 1	Zone 2	Zone 3	Zone 4
#1130NY	30"H x 36"W x 11 3/4"D, 1 Adj. Shelf	55#	550	638	649	688	721
#1136NY	36"H x 36"W x 11 3/4"D, 2 Adj. Shelves	65#	639	742	755	799	838
#1148NY	48"H x 36"W x 11 3/4"D, 3 Adj. Shelves	85#	814	945	961	1018	1067
#1160NY	60"H x 36"W x 11 3/4"D, 4 Adj. Shelves	105#	1006	1167	1188	1258	1318
#1172NY	72"H x 36"W x 11 3/4"D, 5 Adj. Shelves	120#	1142	1325	1348	1428	1497
#1184NY	84"H x 36"W x 11 3/4"D, 6 Adj. Shelves	135#	1291	1498	1524	1614	1692

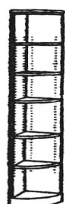
*Additional shelves FOB factory \$73 ea.



Open Bookcase- Deep Storage

#1130-17-0	30"H x 36"W x 16 3/4"D, 1 Adj. Shelf	70#	723	839	854	904	948
#1136-17-0	36"H x 36"W x 16 3/4"D, 2 Adj. Shelves	85#	836	970	987	1045	1096
#1148-17-0	48"H x 36"W x 16 3/4"D, 3 Adj. Shelves	110#	1029	1194	1215	1287	1348
#1160-17-0	60"H x 36"W x 16 3/4"D, 4 Adj. Shelves	135#	1319	1531	1557	1649	1728
#1172-17-0	72"H x 36"W x 16 3/4"D, 5 Adj. Shelves	160#	1476	1713	1742	1845	1934
#1184-17-0	84"H x 36"W x 16 3/4"D, 6 Adj. Shelves	175#	1626	1887	1919	2033	2131

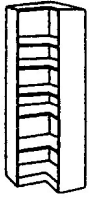
*Additional shelves FOB factory \$100 ea.



Open Bookcase- Deep Storage

#1130QR	30"H x 11 3/4"W x 11 3/4"D, 1 Adj. Shelf	20#	550	638	649	688	721
#1136QR	36"H x 11 3/4"W x 11 3/4"D, 2 Adj. Shelves	25#	639	742	755	799	838
#1148QR	48"H x 11 3/4"W x 11 3/4"D, 3 Adj. Shelves	30#	814	945	961	1018	1067
#1160QR	60"H x 11 3/4"W x 11 3/4"D, 4 Adj. Shelves	37#	1006	1167	1188	1258	1318
#1172QR	72"H x 11 3/4"W x 11 3/4"D, 5 Adj. Shelves	42#	1142	1325	1348	1428	1497
#1184QR	84"H x 11 3/4"W x 11 3/4"D, 6 Adj. Shelves	50#	1291	1498	1524	1614	1692


*Additional shelves FOB factory \$100 ea.



Inside Corner Bookcase

*Additional shelves FOB factory \$124 ea.

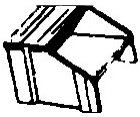
Item	Description	Lbs	FOB Fact.	Zone 1	Zone 2	Zone 3	Zone 4
#1130L	30"H x 24"W x 24"W x 11¾"D, 1 Adj. Shelf	60#	1041	1208	1229	1302	1364
#1136L	36"H x 24"W x 24"W x 11¾"D, 2 Adj. Shelves	75#	1260	1462	1487	1575	1651
#1148L	48"H x 24"W x 24"W x 11¾"D, 3 Adj. Shelves	95#	1523	1767	1798	1904	1996
#1160L	60"H x 24"W x 24"W x 11¾"D, 4 Adj. Shelves	115#	1903	2208	2246	2379	2493
#1172L	72"H x 24"W x 24"W x 11¾"D, 5 Adj. Shelves	135#	2267	2630	2676	2834	2970
#1184L	84"H x 24"W x 24"W x 11¾"D, 6 Adj. Shelves	150#	2569	2981	3032	3212	3366



Den Master with Hinged Glass Double Doors


#1154DD	52½"H x 41"W x 11¾"D, 3 Adjustable Shelves ea. side of vertical center partition, 10" shelf depth, door locks each side <i>*Additional shelves FOB factory \$79 ea. set of 2.</i>	135#	2181	2530	2574	2727	2858
#1154-17DD	52½"H x 41"W x 16¾"D, 3 Adjustable Shelves ea. side of vertical center partition, 15" shelf depth, door locks each side <i>*Additional shelves FOB factory \$100 ea. set of 2.</i> <i>*Substitute wood panel doors at \$50 list upcharge</i> <i>*Den masters are available in walnut only</i>	155#	2515	2918	2968	3144	3295

Accessories



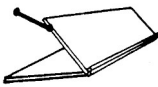
Step Stool

#410	14½"W x 14½"H x 14"D, Solid Adirondack Mountain Birch Lumber in Walnut or Natural finish only. <i>*Ships UPS Knocked Down, all hardware included</i>	14#	221	257	261	277	290
------	---	-----	-----	-----	-----	-----	-----

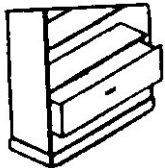


Magazine (Periodical) Shelves

#624S	Insert, Slip In: Field Installable magazine rack fits on any open bookcase shelf. <i>*This periodical rack sits on existing bookcase shelf.</i>	15#	195	227	231	244	256
#624H	Hinged, Permanent: Factory Installed magazine rack fits on any open bookcase shelf. <i>*Hinged at the top rear, this periodical rack rest on the front of an existing bookcase shelf.</i>	15#	177	206	209	222	232



Solid Wood Drawers



#618	Storage Drawer - For Standard Depth Case Outside Drawer Front: 7-3/8"H Inside Dimensions: 4½"H x 32"W x 9¼"D <i>*For 200, 500 or 1100 Series</i>	12#	502	583	593	628	658
#620	Lateral File Drawer—For Deep Case Outside Drawer Front: 12½"H Inside Dimensions: 10¼"H x 33"W x 17½"D <i>*For 200 and 500 Series</i> <i>Add per each drawer and specify each location. See catalog pg. #13 for drawer pull options.</i>	22#	648	752	765	810	849

Common Options & Customization 200, 400, 500 & 1100 Series

Custom Widths (without doors)		List Price		List Price
Standard Depth: Up to 48"W		240.00	Width cut down: Less than 36"W	40.00
Deep Units: Up to 48"W		280.00	Depth cut down	40.00
Custom 49"W to 71"W		By request	Height cut down	20.00
Veneer Back: Finished Inside Only	Birch/Oak	Walnut/Maple	Glass Options	
30"/36" Bookcase	Incl.	69.00	Etched Letters	95.00
48"H Bookcase	Incl.	95.00	Beveled, Plexiglas, Safety, Etched Logo	By request
60"H Bookcase	Incl.	140.00	Newspaper Sticks	
72"H/84"H Bookcase	Incl.	175.00	3 Stick Horizontal	214.00
Veneer Back: Finished Both Sides			5 Stick Angled	306.00
30"H Bookcase	83.00	107.00	Wire Dividers with Drilled Shelves	59.00
36"H Bookcase	115.00	157.00	Valance	.90/Inch
48"H Bookcase	121.00	163.00	Base Trim	1.50/Inch
60"H Bookcase	158.00	226.00	Filler: Vertical End Strips	90.00
72"H Bookcase	184.00	278.00	Filler: Top Inside Corner	60.00
84"H Bookcase	202.00	296.00	Wall Mount Rail: Interior	40.00
Ganging Bolts, 5mm		2.00 ea	Wall Mount Rail: Exterior	20.00
Casters *Not recommended on cases over 36"H*		110.00	Adjustable Glides *Already included on front of all 200, 400, 500 Series, and Fronts of 1184NY*	40.00

Door Options 200, 500 & 1100 Series

Catalog Page 9

Pricing and weights for doors below are add-on to Open Bookcases listed on previous pages.

Sliding Doors

Item	Description	#1 Pulls Only On Sliding Doors	O = Open G = Glass W = Wood H = Hinged S = Sliding					
			Lbs	FOB Fact.	Zone 1	Zone 2	Zone 3	Zone 4
#30S/G or W	25"H Doors (No Permanent Shelf)		15#	420	488	496	525	551
#36S/G or W	31"H Doors (No Permanent Shelf)		20#	430	499	508	538	564
#48S/G or W	43"H Doors (No Permanent Shelf)		45#	508	590	600	635	666
#60S/O/G or W	Open Top, Permanent Shelf, 27"H Doors Bottom		15#	453	526	535	567	594
#72S/O/G or W	Open Top, Permanent Shelf, 25"H Doors Bottom		15#	455	528	537	569	597
#84S/O/G or W	Open Top, Permanent Shelf, 39"H Doors Bottom		50#	516	599	609	645	676
#96S/O/G or W	Open Top, Permanent Shelf, 45"H Doors Bottom		55#	550	638	649	688	721
#60S/G/G or W	27"H Top Doors, Permanent Shelf, 27"H Bottom Doors*		40#	891	1034	1052	1114	1168
#72S/G/G or W	41"H Top Doors, Permanent Shelf, 25"H Bottom Doors*		75#	964	1119	1138	1205	1263
#84S/G/G or W	39"H Top Doors, Permanent Shelf, 39"H Bottom Doors*		90#	1037	1203	1224	1297	1359
#96S/G/G or W	45"H Top Doors, Permanent Shelf, 45"H Bottom Doors* *any combination of glass or wood		100#	1077	1250	1271	1347	1411

Shelf Depth is 1 3/4" less than Standard when Sliding Doors are added.

Locks Are Available - \$60 List Ea.

Hinged Doors

Item	Description	See Catalog Page 13 for Door Pull Options	Lbs FOB Fact. Zone 1 Zone 2 Zone 3 Zone 4					
			Lbs	FOB Fact.	Zone 1	Zone 2	Zone 3	Zone 4
#30H/G or W	25"H Doors (No Permanent Shelf)		15#	422	490	498	528	553
#36H/G or W	31"H Doors (No Permanent Shelf)		20#	475	551	561	594	623
#48H/G or W	43"H Doors (No Permanent Shelf)		45#	571	663	674	714	749
#60H/O/G or W	Open Top, Permanent Shelf, 27"H Bottom Doors		15#	508	590	600	635	666
#72H/O/G or W	Open Top, Permanent Shelf, 25"H Bottom Doors		15#	513	596	606	642	673
#84H/O/G or W	Open Top, Permanent Shelf, 39"H Bottom Doors		50#	627	728	740	784	822
#96H/O/G or W	Open Top, Permanent Shelf, 45"H Bottom Doors		55#	697	809	823	872	914
#60H/G/G or W	27"H Top Doors, Permanent Shelf, 27"H Bottom Doors		40#	924	1072	1091	1155	1211
#72H/G/G or W	41"H Top Doors, Permanent Shelf, 25"H Bottom Doors*		75#	987	1145	1165	1234	1293
#84H/G/G or W	39"H Top Doors, Permanent Shelf, 39"H Bottom Doors*		90#	1133	1315	1337	1417	1485
#96H/G/G or W	45"H Top Doors, Permanent Shelf, 45"H Bottom Doors* *any combination of glass or wood		100#	1185	1375	1399	1482	1553

Shelf Depth is 3/4" less than Standard when Hinged Doors are added.

Locks Are Available - \$60 List Ea.

All above prices are for glass doors. For wood panels in place of glass, add \$90 per set to above prices— order "W" instead of "G"

Freight: Prices shown herein are "FOB FACTORY" Frankfort, NY 13340 or "FOB DESTINATION" Inclusive of freight with exceptions as follows:

FOB FACTORY:

1. HALE will pre-pay and add (freight cost) to your invoice using our contracted discount carriers.
2. If you wish to specify the freight carrier, please state carrier of your choice on your order. The order will be shipped collect.
3. If you specify carrier, HALE freight discounts may not apply.
4. For full trailer loads orders, call the Factory for quotation.

FOB DESTINATION:

1. Please see page 12 for description of zones.
2. For shipments less than 300 lbs., there is a \$40.00 net drop charge except for items shipped UPS.
3. Pricing herein is for the 48 contiguous United States of America.
4. For shipments to Hawaii & Alaska, freight is paid to the nearest 48 state port in Zone 4.
5. For shipments greater than 1000 lbs., you may deduct 5% from the pricing.
6. For full trailer loads orders, call the Factory for quotation.
7. Some accessory items are available FOB Factory Only. Please refer to pricing pages.

Freight Classes: Sectional Models 300 & 800 are class 150, all other set up Bookcases are class 125.

Returns: Goods returned for credit or exchange will not be accepted unless we have previously authorized the return. Please call us before returning merchandise for any reason. There will be a 10% handling charge (\$35 list minimum) for items returned. Sectionals and "special" order Bookcases cannot be returned for credit. Determination of "special" is at our discretion.

Cancellations: Cancellations cannot be accepted after one week subsequent to the date of acknowledgement.

When Your Order Arrives:

1. Inspect the arriving freight for damage. (We experience less than 1% damage on total shipments made.)
2. If there is damage, sign the bill of lading as such, **keep all packaging and call HALE Customer Service at**
3. **800-873-4253.**
4. We'll help you with your claim through our contracted carrier unless you have specified a carrier of preference other than ours.

Ordering & Terms

Sales Policy: We sell to Authorized Resellers (Dealers, Wholesalers, Catalog Supply, etc.) only. You must have a Federal TIN, State TIN or Resale Number prior to placing your order.

Order By Catalog Number: Please do not order by description.

Terms: 1% 20N40 with approved credit.

Price Changes: We reserve the right to change prices at any time without prior notice. Orders are acknowledged within a few days ARO, completely priced at prevailing prices. Our normal procedure is to give a 30 day prior notice of price change. Shipments are priced at acknowledged prices unless extended delivery of more than three (3) months is requested

Warranty: Whether you choose a Hale product in modern, contemporary or traditional style, you can be assured of the continual high quality that has made us the leading manufacturer of wood furniture for over 100 years. Should material or workmanship be shown to be defective, Hale will replace the item without cost, for **ten years** from the date of purchase. The factory will determine if the product is defective and decide whether to replace or repair the product.

This guarantee is extended only to the original consumer-purchaser and cannot be transferred. Damage caused by improper handling, usage, or transit damage, does not constitute factory defect. Fully loaded furniture should not be lifted or moved.

Finish Matching: Minimum charge \$230 list for small orders. For orders \$2,301 - \$20,000, list 10% up-charge. Over \$20,000, list 5% up-charge. 10% additional up-charge on item price if bleaching is required. **HALE** Bookcases are available in standard **HALE** Finishes in Oak, Walnut and Birch species. See our color catalog for finishes.

Quick Ship:

Factory Direct - One Week Bookcase Shipments.

We offer shipment within one week from receipt of order Monday through Friday for up to 15 units. #109 Walnut, #24 Sand Tone Oak and #168 Mahogany on Walnut are available for the 1100 New Yorker Series of set-up bookcases. Please see our color catalog and general price list page 8 for detailed product descriptions.

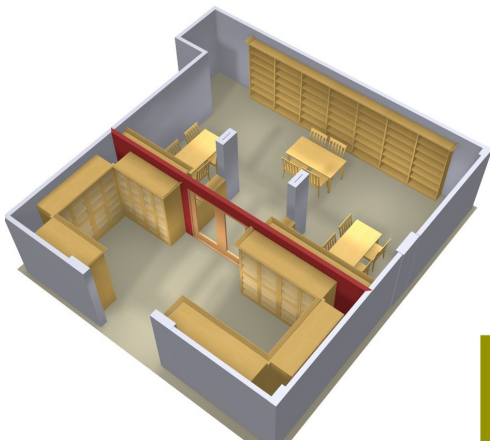
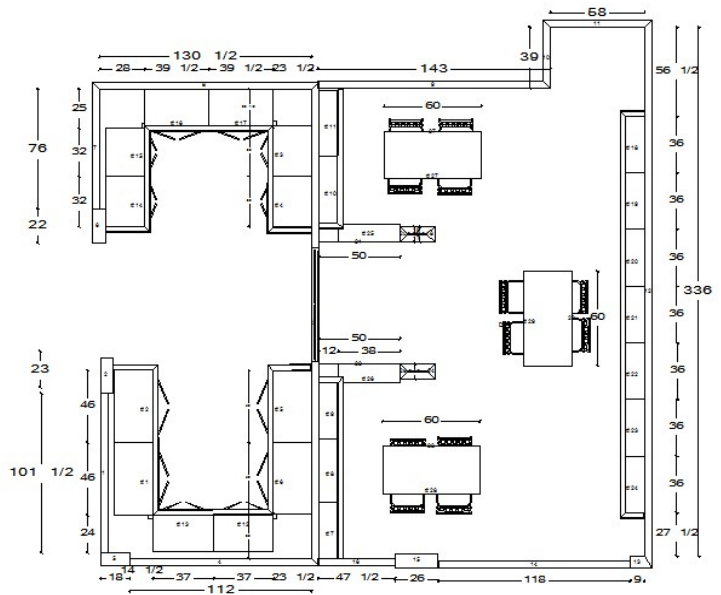
Custom design projects are easy as 1 - 2 - 3

It's typical for Hale to receive projects as rough sketches.

Step One: Our engineer develops a scaled floor plan meeting the specific requirements of the project (as shown).

Step Two: Once the floor plan is approved, a perspective drawing is produced to illustrate installation in the space (as shown).

Step Three: Upon approval, we fabricate bookcases to the custom specifications to complete the project.



HALE
SOLID. SINCE 1907.

**PO BOX 186
120 BENSON PLACE
FRANKFORT, NY 13340
800-873-4253 8am-5pm EST**

FOB DESTINATION (DELIVERED) PRICING ZONES

ZONE 1 <i>Northeast</i>	ZONE 2 <i>Mid-Atlantic & Southeast</i>	ZONE 3 <i>Central</i>	ZONE 4 <i>Western & Pacific</i>
Connecticut	Delaware	Alabama	Mississippi
Massachusetts	Georgia	Arkansas	Missouri
New Hampshire	Maine	Colorado	Nebraska
New Jersey	Maryland	Florida	New Mexico
New York	North Carolina	Illinois	North Dakota
Pennsylvania	Ohio	Indiana	Oklahoma
Rhode Island	South Carolina	Iowa	South Dakota
Vermont	Virginia	Kansas	Kentucky
	Washington, DC	Louisiana	Tennessee
	West Virginia	Michigan	Texas
		Minnesota	Wisconsin